

**GABILOCK ADHESIVE CATHETER FASTENER**

**INSTRUCTIONS FOR USE**

**INTRODUCTION**

The following table presents the product codes and dimensions:

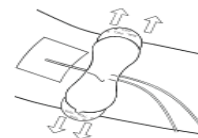
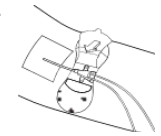
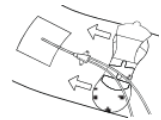
Code	Length (mm)	Width (mm)	Recommended use
AD-650-N	43.18 +/- 1.0	15.24 +/- 1.0	Neonatal
AD-650-PA	56.92 +/- 1.0	15.24 +/- 1.0	Ped. / Adult

**Recommended Use**

The adhesive PICC Catheter fastener is recommended for use in stabilizing the catheter on the patient's skin, thereby avoiding accidental damage or contamination, as well as facilitating maintenance of the catheter carried out by the nursing team. May be used in PICC catheters designed for neonatal, pediatric, and adult use.

**Instructions for Use**

1. Select the area in which the adhesive will be placed. Note: The catheter must already be inserted into the patient.
2. Prepare skin in accordance with standard hospital protocols for applying adhesives. Hair removal may be necessary in some patients in order to provide greater adhesiveness.
3. Open the upper strap, removing interior lining, and keep it open, as shown in the illustration to the right.
4. Slide the adhesive below the catheter and secure catheter in the designated space.
5. Tighten the strap above the catheter.
6. While holding the adhesive in position, remove the protective film from one side and then the other in order to attach it to the skin.



Note: Monitor the adhesive daily and replace it whenever dirt or liquid enters. The use of a cotton swab with alcohol facilitates removal of the adhesive fastener from the skin.

Recommended time of use: 7 days

Important: This product does not contain natural rubber latex. Hypoallergenic Product.

**Conditions for Handling, Storage and Transport**

Ensure that packaging is intact. Verify the dates on which the device was sterilized and the expiration date. Product must be stored and transported at room temperature, away from heat and humidity. Mechanical impacts must be avoided.

**Warnings:**

Prepare skin in accordance with standard hospital protocols for applying adhesives. Hair removal may be necessary in some patients in order to provide greater adhesiveness. Monitor the adhesive daily and replace it whenever dirt or liquid enters.

Do not fasten adhesive at sites in which skin injuries are present.


The maximum duration of use recommended by the manufacturer is 7 (seven) days.

**Adverse Effects:**

There are no adverse effects associated with the use of this product provided that it is used in accordance with the instructions for use.

**Disposal:**

All materials used must be disposed of in locations that are appropriate for potentially contaminated materials after

use.  Product intended for single use only.

Technician Responsible - Dr. Josimara S. A. Possidonio - CRF- SP 54659

ANVISA REG.: 80423540049



**GABISA MEDICAL INTERNATIONAL S.A.**  
Rua Tapiraí, 39 – Comp. 51/63/75 – Jardim Leocádia  
CEP 18085-300 Sorocaba – SP  
CNPJ 08.633.431/0001-05 Tel./fax:15 3238-  
4100